

# 5U server chassis

## Product Manual V1.0

# CONTENTS

Chapter 1: Product Introduction.....	02
1.1 Product features.....	02
Chapter 2: Product Appearance.....	03
2.1 Chassis Structure.....	03
2.2 Server chassis structure description.....	04
2.1.1 Server Chassis Images.....	04
2.1.2 Server Dimensions.....	05
Chapter 3: Product Loading.....	06
3.1 Product Packaging.....	06
Chapter 4: Accessory Name and Part Number.....	07
4.1 Accessories and Material Numbers.....	07
4.2 Optional Accessories List.....	08

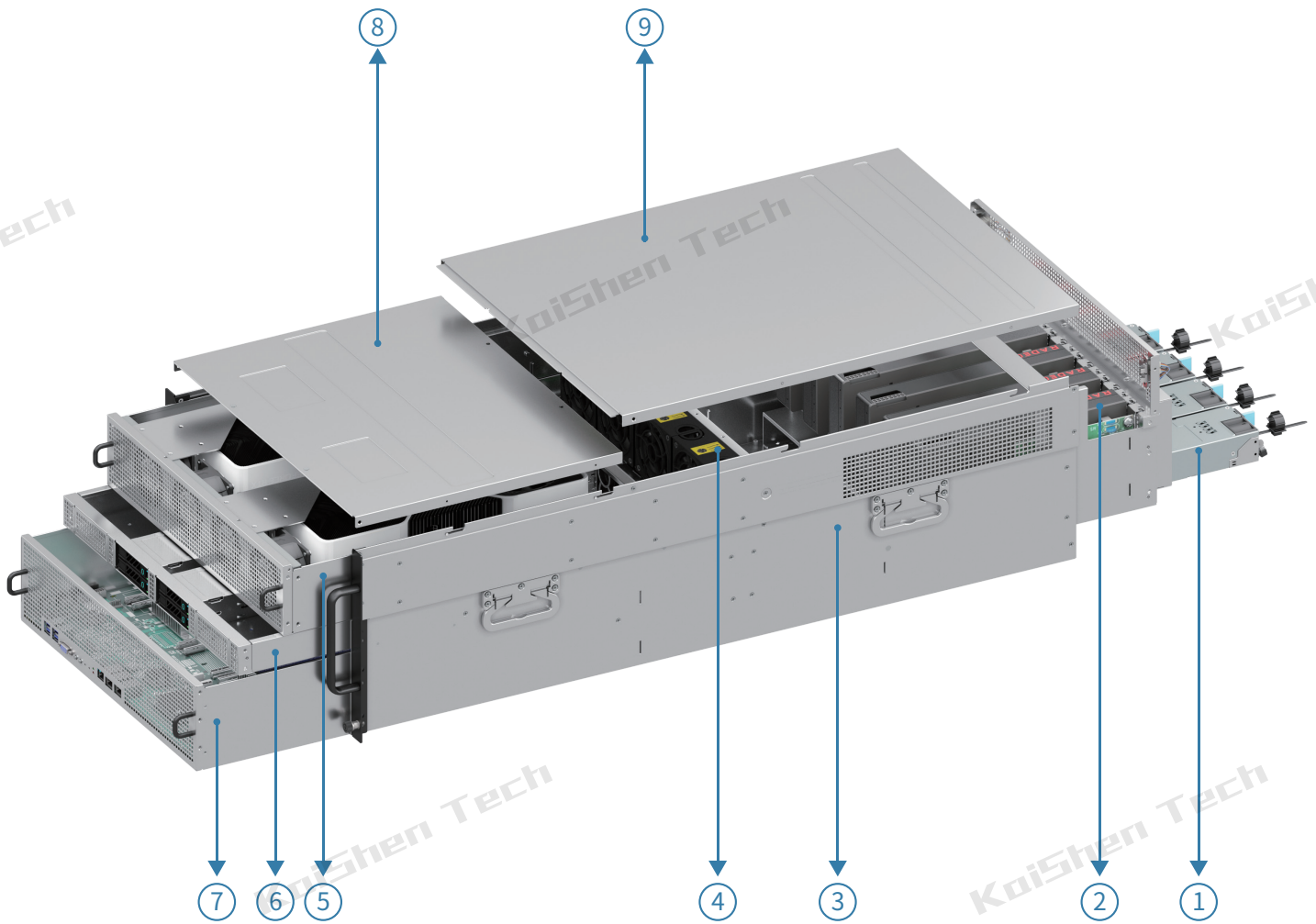
# Chapter 1: Product Introduction

## 1.1 Product Features

Product Code	K35004
chassis category	5.5U Rack mount
Material	1.2mm SGCC(Taiwan)
MB Form Factor	EEATX (size≤16.93" x 13.79"(430.02 x 350.27 mm))
Dimensions (D*W*H)	950 * 435 * 243.5(mm) 37.4"x 17.12"x 3.47 "
Drive Bays	Swap 2.5" : 4 Swap 2.5" : 4(Option)
PSU Form Factor	3+1 Redundant
Indicators	adapted motherboard
Front Control	adapted motherboard
Safty Device	No
Cooling Fans	Front : 4 x 80mm (T=38mm) , PWM , 7500RPM Middle : 9 x 80mm (T=38mm) , PWM , 11000RPM Rear : 4 x 80mm (T=38mm) , PWM , 11000RPM
Expansion Slots	Length or 21 x Low Profile
Riser card module	8 ↑ PCIE 4.0x16 (GPU) 1 ↑ PCIE 4.0x8 extended PCIE 5.0(option)
HDD Backplane	6gb NVME
Rack rails	No
Net Weight	??kg
Gross Weight	??kg
Package size(D*W*H)	??mm

## Chapter 2: Product Appearance

### 2.1 Chassis Structure




- 1. Power Supply
- 2. GPU
- 3. Server chassis
- 4. Cooling fans
- 5. GPU Bin

- 6. Hard disk bay
- 7. Motherboard compartment
- 8. Front cover
- 9. Rear cover

## 2.2 Server chassis structure description

### 2.2.1 Server Chassis Images



Front View




45° Side View

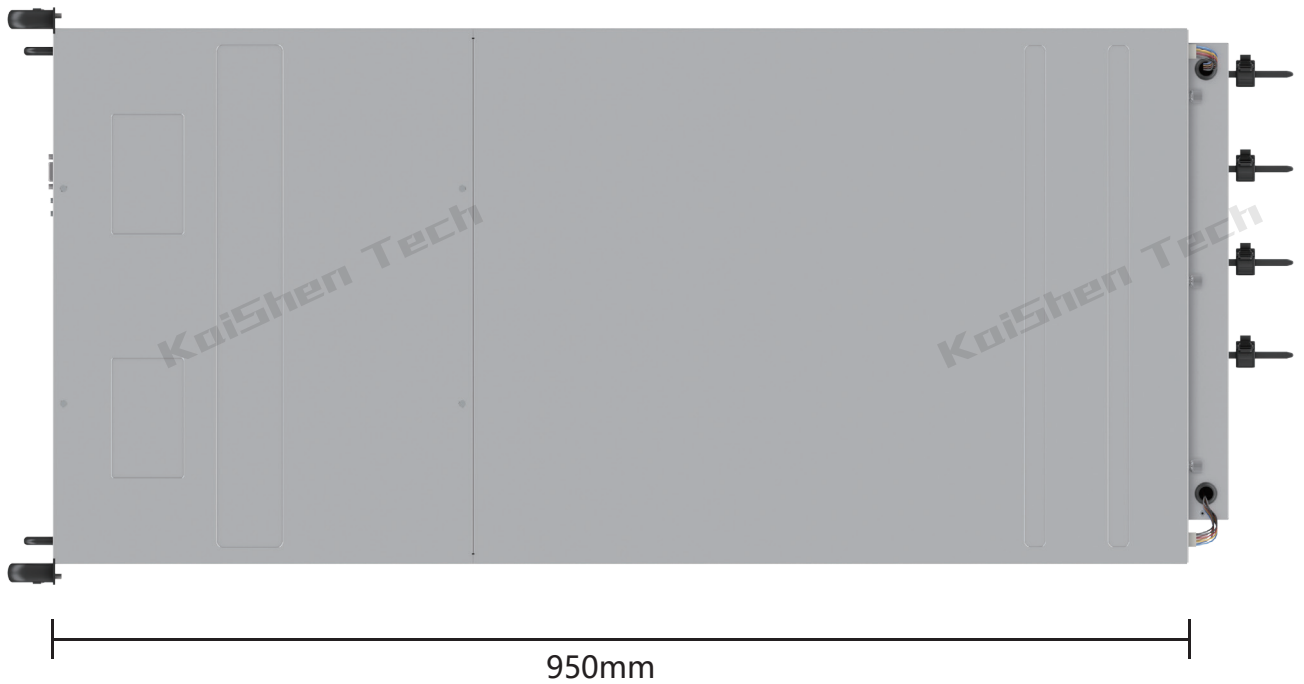


45° Rear View

## 2.2.2 Server Dimensions



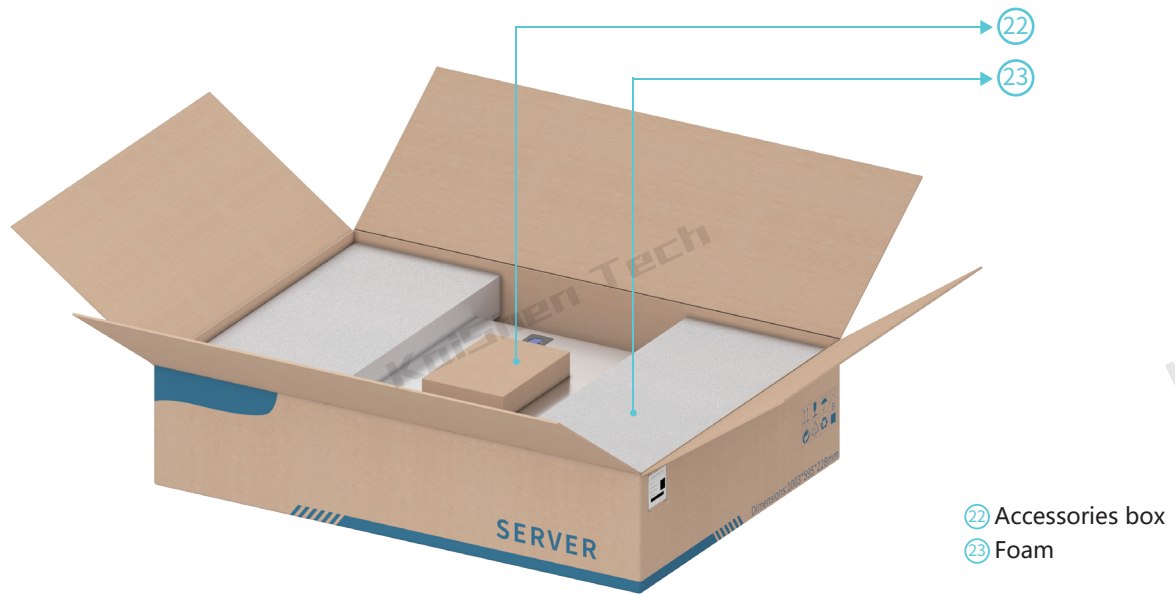
Front View (Dimensions)




Top View (Dimensions)

## Chapter 5 Product Loading

### 3.1 Product Packaging




Place it inside the leather suitcase



Seal the leather suitcase







## Chapter 4 Accessory Name and Part Number

### 4.1 Accessories and Material Numbers(Parts Box P/N:0201070009)

No.	Part No.	Name	Photograph	Quantity
01	P/N: 0305010001	2.5-inch hard drive screws (Compatible with 3.5-inch hard drive bay)		56
02	P/N:0305010031	3.5inch hard drive screws		48
03	P/N:0305010124	2.5-inch Hard drive retaining screws		4
04	P/N:0305070003	Motherboard heightening column (Motherboard thickness1.6mm)		12
05	P/N:0305010203	Motherboard screws		12
06	P/N:0202110015	2.5Hard drive holder (2U8)		2
07	P/N:0305010125	Fixed single power/ATX		3
08	P/N:0305010025	Fixed redundancy		8
09	P/N:04.02.0009	hard drive sticker (00-11)		1



## 4.2 Optional Accessories List

No.	Part No.	Name	Photograph
01	P/N:0302050012	Double-width PCIE4.0 card	
02	P/N:302050015	Triple-width PCIE 4.0 card	
03	P/N:0304010021	the great wall CPRS2700w	
04	P/N:0201120006	2.5SATA model	
05	P/N:0201120007	2.5NVME model	
06	P/N:0304090038	8654 to 8654(L=600mm)	
07	P/N:0302050016	riser card PCIE5.0+ cable(MCIO L=300mm)	